

DB2-B746A-B748A

Single Needle Straight Lock Stitcher
with Large Hook
Single Needle Straight Lock Stitcher
with Large Hook and Thread Trimmer



Model

DB2-B746-□ A

Application	
5	For heavy materials (For denim)
7	For heavy materials (For leather, tent)
8	For stitching

DB2-B748-□ 0 □ A

Function				Application	
	Quick back	Thread wiper	Presser foot lifter	5	7
1	-	-	-	For heavy materials (For denim)	For heavy materials (For leather, tent)
3*	○	-	-		
4	○	○	-		
9	○	○	○ (Solenoid)		

* Function 3 is only for Japan.

Specifications

		B746-5A	B746-7A	B746-8A	B748-□05A	B748-□07A
Application		For heavy materials		For stitching	For heavy materials	
		Denim	Leather, tent		Denim	Leather, tent
Max. speed		4,000 rpm	2,500 rpm	2,000 rpm	4,000 rpm	3,000 rpm
Max. stitch length		5 mm	10 mm	10 mm	5 mm	7 mm
Needle bar stroke		34.2 mm	34.2 mm	35 mm	34.2 mm	34.2 mm
Thread take-up stroke		73.6 mm	73.6 mm	76 mm	73.6 mm	73.6 mm
Height of presser foot	Manual	6 mm				
	Knee	13 mm				
	Auto	-			8 mm	8 mm
Feed dog	Type	3 row				
	Height	1.2 mm	1.2 mm	1.0 mm	1.2 mm	1.2 mm
Needle		DB x 1 #22 DP x 5	DB x 1 #22 DP x 5	DB x 1ST #22	DB x 1 #22 DP x 5	DB x 1 #22 DP x 5
Hook		Large rotary hook				
Bed size		476 x 178 mm				
Arm pocket size		266.5 x 134.5 mm				

Operation panel

F-100



F-40



F-20



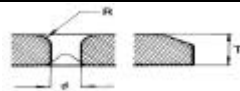
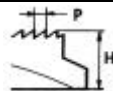

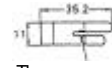


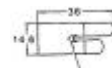

E-0



Panel operation guide

Basic function		Panel			
Switch		F-100	F-40	F-20	E-0
AUTO	Automatic sewing	○	○	○	-
	Start backtack (0-9)	○	○	○	-
	End backtack (0-9)	○	○	○	-
	Continuous backtack (0-9)	○	○	-	-
	Correction sewing	○	○	○	-
	Half stitch	○	○	○	-
	Sewing speed setting	○	○	○	-
	Slow start sewing	○	○	○	-
	Needle up stop / Needle down stop	○	○	○	-
Pattern sewing					
	Normal lock stitch	○	○	○	○
	Fixed stitch (1-99)	○	○	○	-
	Name label stitch (1-99)	○	○	-	-
	Pleats presser stitch (1-99)	○	○	-	-
PATTERN	Pattern stitch	○	-	-	-
Pattern setting					
	Automatic thread trimming	○	○	○	-
	Automatic presser foot lifting	○	-	-	-
BACK	Back stitch	○	-	-	-
CONTINUE	Continuous stitch	○	-	-	-
DELETE	Step deletion	○	-	-	-
INSERT	Step insertion	○	-	-	-
FREE	Temporarily cancel programming sewing	○	-	-	-

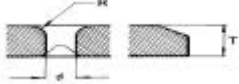
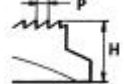

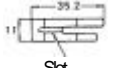
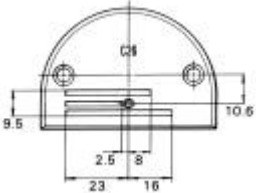

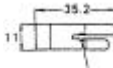
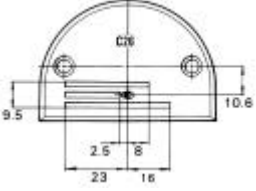
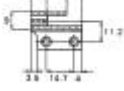
Gauge parts list

Application	Needle plate				Feed dog			Presser foot assy	
	φ	R	T		P	H			
Heavy materials	2.2	1	2.8	100267-001	B22	2.1	6.7	144500-001	B746A-5 & B748A-□□5 145157-101   These presser foot have chamfering corner on the needle location 
	2.6	2.1	2.8	111241-001	B26			S02743-001	
	2.6	1	2.8	147245-001	B26	B746A-5 B748A-□□5			
				B746A-5 B748A-□□5 With slot					
	2.6	1	3.2	150792-001	H26	1.8	6.8	159430-001	150789-121   Chamfering (L) 
					150793-001				

* Feed dog (150793-001) is not using the DB2-B748A.

* If a feed dog measuring 11.9 mm from the screw hole center to tooth center is used, shift the feed crank and feed lifting crank 0.7 mm to the left.

Gauge parts list

Application	Needle plate				Feed dog			Presser foot assy	
	φ	R	T		P	H			
For leather and stitching	2.6	1	2.8	111508-001	C26	1.6	6.7	147335-000	B746A-7 & -8 147328-201   S36908-001
				B748A-□□7 For Japan 				147493-001	B748A-□□7 145157-101   S36904-001 These presser foot have chamfering corner on the needle location
	2.6	1	2.8	147322-101	C26N	1.6	6.7	S06628-001	B746A-7 & -8 B748A-□□7 For export With slot 
				S06629-001	B746A-7 B748A-□□7 				

* If a feed dog measuring 11.9 mm from the screw hole center to tooth center is used, shift the feed crank and feed lifting crank 0.7 mm to the left.